


How To Do Kruger National Park Safari

Unveiling the Wonders of the Wild

Immerse yourself in the breathtaking wilderness of Kruger National Park, South Africa's premier wildlife sanctuary. This comprehensive guide will equip you with the insider knowledge to plan an unforgettable safari experience, guiding you through the best seasons, essential gear, and the incredible wildlife encounters that await.

Best Time to Visit

Kruger National Park offers a vibrant and diverse wildlife experience throughout the year. However, each season brings its own unique charm:



How to do a Kruger National Park Safari by Approach Guides

★★★★☆ 4.1 out of 5

| | |
|----------------------|--------------------------|
| Language | : English |
| File size | : 4167 KB |
| Text-to-Speech | : Enabled |
| Screen Reader | : Supported |
| Enhanced typesetting | : Enabled |
| Word Wise | : Enabled |
| Print length | : 132 pages |
| Lending | : Enabled |
| Paperback | : 182 pages |
| Item Weight | : 15.4 ounces |
| Dimensions | : 8.5 x 0.41 x 11 inches |



- **Dry Season (April-September):** Witness the park in its most pristine state, with lush vegetation and abundant wildlife gathering around

water sources. The reduced foliage enhances visibility, making it easier to spot elusive species.

- **Wet Season (October-March):** Experience the park's dramatic transformation as it bursts into vibrant shades of green. The lush vegetation attracts migratory birds, while newborn animals frolic in the rejuvenated landscape.

Essential Gear for Your Safari

Pack wisely for your Kruger National Park adventure to ensure a comfortable and rewarding experience:

- **Comfortable Clothing:** Opt for lightweight, breathable fabrics in neutral colors like khaki or beige to blend in with the surroundings.
- **Good Binoculars:** Enhance your wildlife viewing experience with a pair of high-quality binoculars. Look for models with magnification of 8x40 or 10x42.
- **Camera Equipment:** Capture every precious moment with a good camera and a telephoto lens to capture distant subjects.
- **Sunscreen and Insect Repellent:** Protect yourself from the African sun and pesky insects with ample sunscreen and insect repellent.

Unforgettable Wildlife Encounters

Kruger National Park is renowned for its incredible wildlife diversity, home to over 500 bird species and 147 mammal species. Be prepared to encounter:

- **The Big Five:** Witness the majestic presence of the Big Five - lions, leopards, elephants, rhinos, and buffalos - roaming freely in their natural habitat.
- **Predators and Prey:** Observe the intricate predator-prey relationships as lions stalk zebras, cheetahs chase impalas, and leopards lie in wait for their next meal.
- **Birdwatching Paradise:** Kruger National Park is a birder's paradise, with over 500 species to spot. Look out for colorful kingfishers, majestic eagles, and elusive owls.

Choosing the Right Safari Option

Kruger National Park offers various safari options to suit different preferences and budgets:

- **Self-Drive Safari:** Explore the park at your own pace in a rental car. This option provides flexibility and allows you to set your own itinerary.
- **Guided Game Drives:** Join an experienced ranger on a guided game drive to maximize your wildlife viewing experience and gain insights into the park's ecology.
- **Walking Safaris:** Embark on a guided walking safari to experience the park from a different perspective, getting up close to wildlife and learning about the smaller details of the ecosystem.

Planning Your Itinerary

To make the most of your Kruger National Park safari, plan your itinerary carefully:


- **Choose a Base Camp:** Select a camp or lodge within the park as your base, providing easy access to different areas for game drives.
- **Book Activities in Advance:** Secure your spot on guided game drives and walking safaris in advance, especially during peak season.
- **Allow Ample Time:** Dedicate at least three to four days to your safari to give yourself ample time to explore the diverse habitats and encounter wildlife.

Safety Tips for a Rewarding Safari

Ensure a safe and enjoyable safari by following these important tips:

- **Stay in Designated Areas:** Always remain within designated areas, such as roads and rest stops, to avoid encountering dangerous wildlife outside of controlled zones.
- **Respect Wildlife:** Observe wildlife from a distance and never approach or feed animals. Remember, they are wild creatures and should be respected.
- **Listen to Your Guide:** If you are on a guided safari, follow the instructions of your experienced ranger to ensure your safety and enhance your wildlife viewing experience.

Embark on an epic adventure in Kruger National Park, where nature's wonders unfold before your eyes. Immerse yourself in the untamed wilderness, witness the incredible diversity of wildlife, and create memories that will last a lifetime. With careful planning and a spirit of adventure, your Kruger National Park safari will be an unforgettable journey into the heart of the African wild.




How to do a Kruger National Park Safari by Approach Guides

★★★★☆ 4.1 out of 5

| | |
|----------------------|--------------------------|
| Language | : English |
| File size | : 4167 KB |
| Text-to-Speech | : Enabled |
| Screen Reader | : Supported |
| Enhanced typesetting | : Enabled |
| Word Wise | : Enabled |
| Print length | : 132 pages |
| Lending | : Enabled |
| Paperback | : 182 pages |
| Item Weight | : 15.4 ounces |
| Dimensions | : 8.5 x 0.41 x 11 inches |

FREE

DOWNLOAD E-BOOK



Work in Early Modern Italy 1500-1800: A Captivating Exploration of Labor and Economy

: Unraveling the Enigmatic World of Work Embark on an enthralling journey into the intricate world of work in Early Modern Italy, a period spanning from...



Iceland's Most Unusual Museums: A Quirky Guide to the Offbeat and Extraordinary

Iceland is a land of natural wonders, from towering glaciers to geothermal hot springs. But beyond its stunning landscapes, the country also boasts a wealth of unusual museums...